



grindex

Submersible heavy-duty pumps for construction, tunnelling,
mining, quarries and other demanding industries

Drainage pumps

Mini
Minex
Minette
Minor
Major
Master
Matador
Maxi
Magnum
Mega

Sludge pumps

Solid
Salvador
Senior
Sandy

50 Hz



A good investment shows in the long run. It's what our pumps are all about.

A good investment is not determined by price, but rather the cost of operations and length of life. That's why we've made a number of minor changes – based on customer comments – that deliver even more cost effective and reliable pumps.

The result is increased running time, and a reduced total cost of ownership. All because quality pays in the long run.



Installing
Plug and pump



Operation
Lasting performance



Checking
Avoid costly repairs



Easy maintenance
Service one service all

Translating user requirements into product features

After some 50 years of designing and manufacturing submersible electrical dewatering pumps and listening to the customers, Grindex offers a drainage and sludge pump family designed to dramatically reduce operational costs.

The pumps in the range have an output of 0.85 – 90 kW and cover almost any application within building and construction, mining, quarries and tunnelling as well as municipal and other demanding industries.

Reliability thanks to:

- ✓ Air valve that cools the pump should it run dry
- ✓ SMART motor protection protects the pump against electrical problems:
 - Temperature switch cuts the power if the temperature gets too high
 - Phase guard protects the pump by cutting the power if a phase fails
 - Grindex Rotasense guard ensures the impeller turns in the right direction
- ✓ Built-in start equipment in almost all pumps, no need of external start equipment
- ✓ Optimized hydraulic design. Several solutions that minimizes wear, makes the pumps at least three times more wear resistant
- ✓ Fewer components that makes inspection and service faster, easier and cheaper
- ✓ Ergonomic design will simplify the pump handling



BUILT-IN START EQUIPMENT
Plug and pump



WEAR PROTECTOR SYSTEM
Provides better wear resistance



AIR VALVE
Cools the pump should it run dry



EASY TO SERVICE
Lasting performance

Drainage pumps

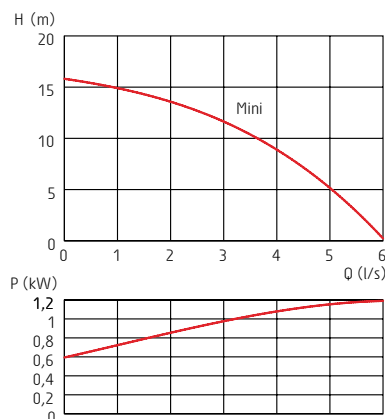
Grindex drainage pumps are designed for professional use in tough applications like mines, construction sites, tunnel sites and other demanding industries.

Grindex drainage pumps are designed for continuous, unattended operation. They have proven their reliability and dependable performance in demanding areas like building and construction, mining, tunnelling, quarries, industries and rental applications.

MINI

Technical data	Mini
Discharge connection	2"
Rated output	0.9 kW
Max power consumption	1.2 kW
Rated current at 230 V	5.2 A
Shaft speed	2800 RPM
Strainer holes	5 x 11 mm
Weight	14.5 kg
Height	440 mm
Width	∅ 185 mm


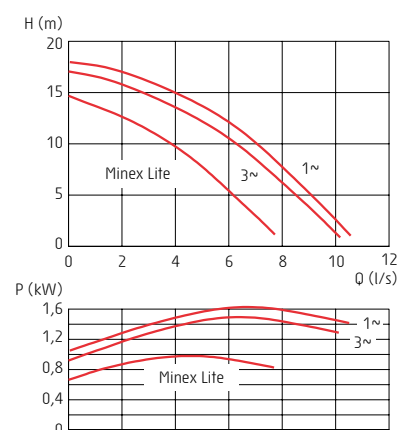
Other voltages on request



MINEX

Technical data	Lite	1~	3~
Discharge connection	2"	2"	2"
Rated output	0.85 kW	1.4 kW	1.2 kW
Max power consumption	1.1 kW	1.7 kW	1.6 kW
Rated current at 230 V	5.1 A	7.8 A	4.7 A
Rated current at 400 V	-	-	2.6 A
Shaft speed	2755 RPM	2780 RPM	2470 RPM
Strainer holes	∅ 7.5 mm	∅ 7.5 mm	∅ 7.5 mm
Weight	21.5 kg	25 kg	21.5 kg
Height	616 mm	646 mm	616 mm
Width	∅ 200 mm	∅ 200 mm	∅ 200 mm


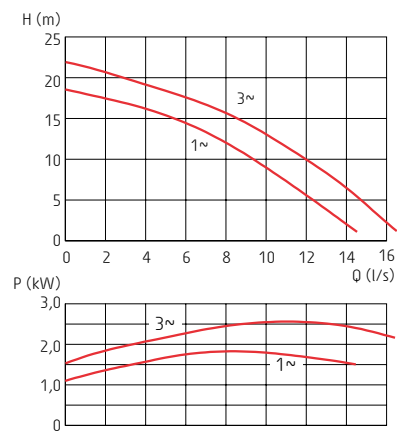
Other voltages on request



MINETTE

Technical data	1~	3~
Discharge connection	3"	3"
Rated output	1.5 kW	2.2 kW
Max power consumption	1.9 kW	2.7 kW
Rated current at 230 V	8.4 A	8.1 A
Rated current at 400 V	-	4,5 A
Shaft speed	2830 RPM	2800 RPM
Strainer holes	∅ 9 mm	∅ 9 mm
Weight	29 kg	29 kg
Height	676 mm	676 mm
Width	∅ 240 mm	∅ 240 mm


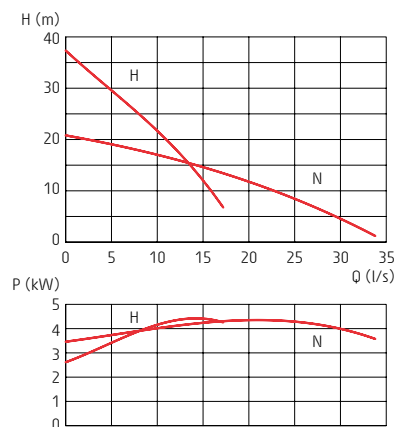
Other voltages on request



MINOR

Technical data	N	H
Discharge connection	4"	3"
Rated output	3.7 kW	3.7 kW
Max power consumption	4.4 kW	4.4 kW
Rated current at 400 V	7.3 A	7.3 A
Rated current at 500 V	5.4 A	5.4 A
Shaft speed	2885 RPM	2885 RPM
Strainer holes	∅ 10 mm	∅ 10 mm
Weight	50 kg	50 kg
Height	768 mm	768 mm
Width	∅ 286 mm	∅ 286 mm


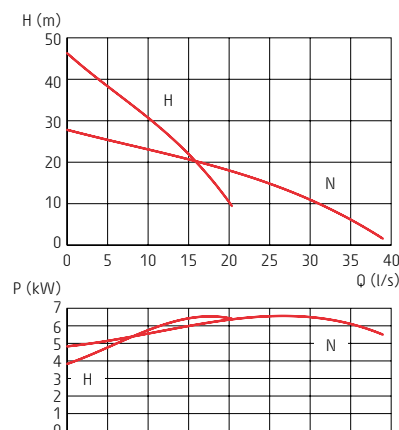
Other voltages on request



MAJOR

Technical data	N	H
Discharge connection	4"	3"
Rated output	5.6 kW	5.6 kW
Max power consumption	6.6 kW	6.6 kW
Rated current at 400 V	11 A	11 A
Rated current at 500 V	8.7 A	8.7 A
Shaft speed	2895 RPM	2895 RPM
Strainer holes	∅ 10 mm	∅ 10 mm
Weight	50 kg	50 kg
Height	768 mm	768 mm
Width	∅ 286 mm	∅ 286 mm


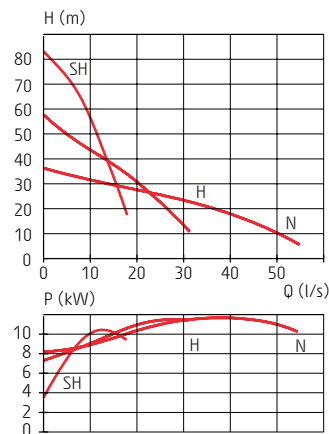
Other voltages on request



MASTER

Technical data	N	H	SH
Discharge connection	6"	4"	3"
Rated output	10 kW	10 kW	10 kW
Max power consumption	11.7 kW	11.7 kW	11.7 kW
Rated current at 400 V	21 A	21 A	19 A
Rated current at 500 V	15 A	15 A	15 A
Shaft speed	2855 RPM	2855 RPM	2855 RPM
Strainer holes	∅ 10 mm	∅ 10 mm	∅ 10 mm
Weight	80 kg	80 kg	98 kg
Height	832 mm	832 mm	887 mm
Width	∅ 346 mm	∅ 346 mm	∅ 346 mm


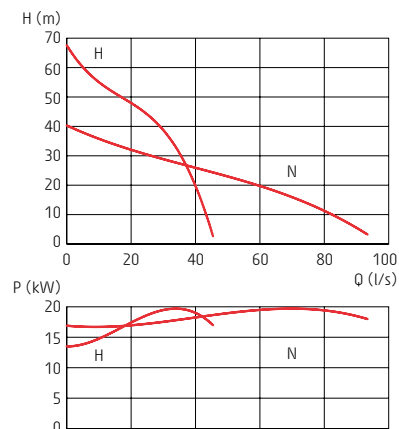
Other voltages on request



MATADOR

Technical data	N	H
Discharge connection	6"	4"
Rated output	18 kW	18 kW
Max power consumption	20 kW	20 kW
Rated current at 400 V	33 A	33 A
Rated current at 500 V	26 A	26 A
Shaft speed	2905 RPM	2905 RPM
Strainer holes	∅ 12 mm	∅ 12 mm
Weight	133 kg	133 kg
Height	954 mm	954 mm
Width	∅ 395 mm	∅ 395 mm

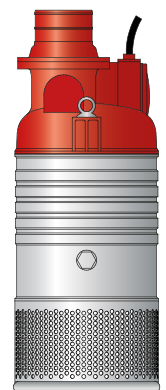
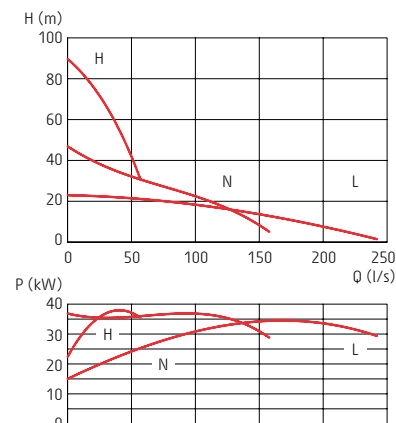
Other voltages on request



MAXI

Technical data	L	N	H
Discharge connection	8"	8"	4"
Rated output	30 kW	37 kW	37 kW
Max power consumption	33 kW	41 kW	41 kW
Rated current at 400 V	57 A	65 A	65 A
Rated current at 500 V	45 A	52 A	52 A
Shaft speed	1465 RPM	2950 RPM	2950 RPM
Strainer holes	∅ 12 mm	∅ 12 mm	∅ 12 mm
Weight	285 kg	285 kg	285 kg
Height	1345 mm	1345 mm	1345 mm
Width	∅ 510 mm	∅ 510 mm	∅ 510 mm

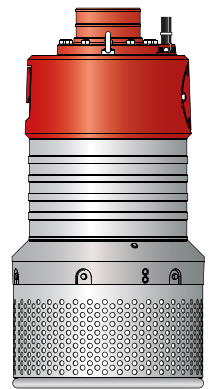
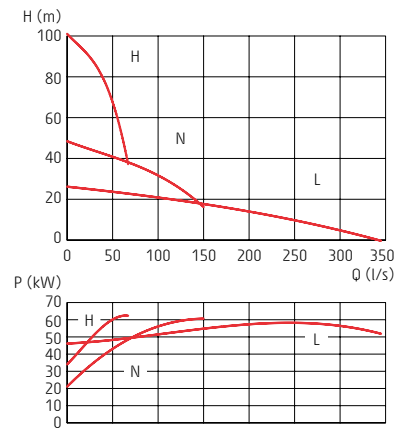
Other voltages on request



MAGNUM

Technical data	L	N	H
Discharge connection	10"	8"	6"
Rated output	57 kW	57 kW	57 kW
Max power consumption	62 kW	62 kW	64 kW
Rated current at 400 V	107 A	107 A	98 A
Rated current at 500 V	85 A	85 A	79 A
Shaft speed	1475 RPM	1475 RPM	2950 RPM
Strainer holes	∅ 12 mm	∅ 12 mm	∅ 12 mm
Weight	540 kg	540 kg	540 kg
Height	1475 mm	1475 mm	1475 mm
Width	∅ 750 mm	∅ 750 mm	∅ 750 mm

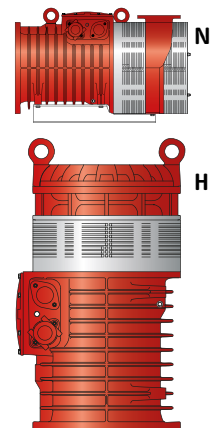
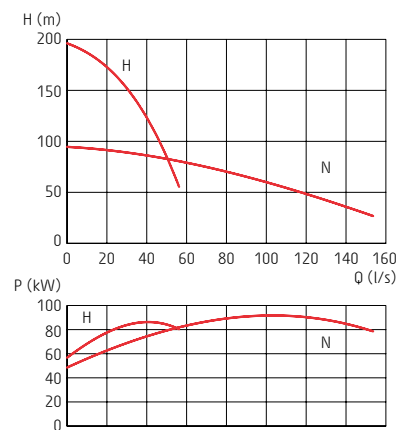
Other voltages on request



MEGA

Technical data	N	H
Discharge connection	6" (DN150)	4" (DN100)
Rated output	90 kW	90 kW
Max power consumption	95 kW	95 kW
Rated current at 400 V	148 A	148 A
Rated current at 500 V	117 A	117 A
Shaft speed	2965 RPM	2965 RPM
Strainer holes	10x10 mm	10x10 mm
Weight	900 kg	985 kg
Height	770 mm	1245 mm
Width, inner	∅ 610 mm	∅ 610 mm
Width, outer	770 mm	680 mm

Other voltages on request



Mining and tunnelling



Quarries and other demanding industries



Rental



Building and construction

Sludge pumps

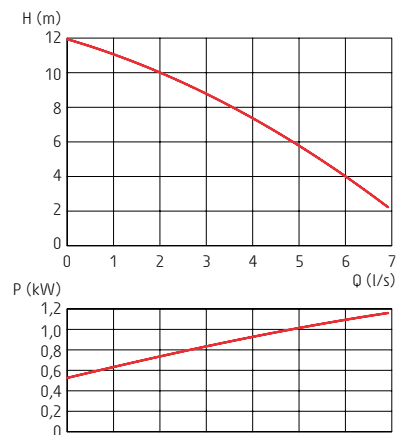
Grindex sludge pumps are designed for professional use in tough applications like mines, construction sites, tunnel sites and other demanding industries.

The pumps are designed for continuous, unattended operation. They have proven their reliability and dependable performance in demanding areas like building and construction, mining, tunnelling, quarries, industries, car washes and rental applications.

SOLID

Technical data	Solid
Discharge connection	2"
Rated output	0.9 kW
Max power consumption	1.2 kW
Rated current at 230 V	5.2 A
Shaft speed	2800 RPM
Solids passage	∅ 38 mm
Weight	17 kg
Height	510 mm
Width	280 mm


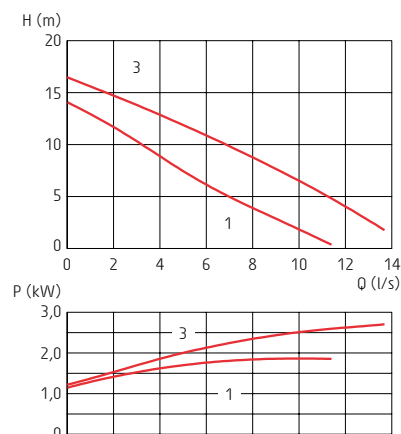
Other voltages on request



SALVADOR

Technical data	1~	3~
Discharge connection	3"	3"
Rated output	1.5 kW	2.2 kW
Max power consumption	1.9 kW	2.7 kW
Rated current at 230 V	8.4 A	8.1 A
Rated current at 400 V	-	4.5 A
Shaft speed	2830 RPM	2800 RPM
Solids passage	∅ 50 mm	∅ 50 mm
Weight	33 kg	33 kg
Height	782 mm	782 mm
Width	360 mm	360 mm
Diameter	∅ 249 mm	∅ 249 mm


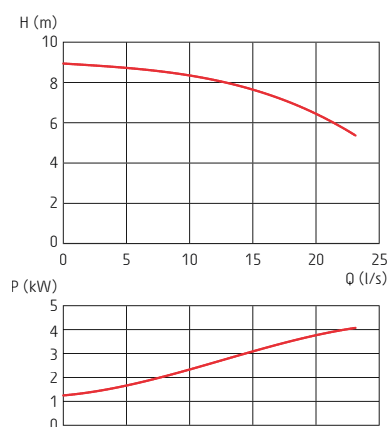
Other voltages on request



SENIOR

Technical data	N
Discharge connection	4"
Rated output	3.2 kW
Max power consumption	4.2 kW
Rated current at 400 V	7.6 A
Rated current at 500 V	6.0 A
Shaft speed	1400 RPM
Solids passage	Ø 80 mm
Weight	56 kg
Height	867 mm
Width	480 mm
Diameter	Ø 320 mm


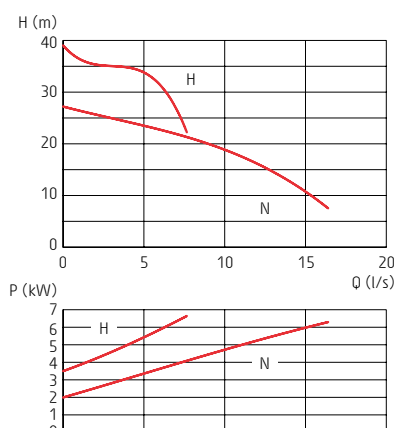
Other voltages on request



SANDY

Technical data	N	H
Discharge connection	3"	3"
Rated output	5.6 kW	5.6 kW
Max power consumption	6.6 kW	6.6 kW
Rated current at 400 V	11 A	11 A
Rated current at 500 V	8.7 A	8.7 A
Shaft speed	2895 RPM	2895 RPM
Solids passage	Ø 50 mm	Ø 32 mm
Weight	56 kg	56 kg
Height	867 mm	867 mm
Width	460 mm	430 mm
Diameter	Ø 320 mm	Ø 320 mm

Other voltages on request



Whatever your pumping demands are, Grindex has the solution

Grindex pumps are designed for continuous, unattended operation. For 50 years, they have proven their reliable and dependable performance in a wide range of challenging applications worldwide:

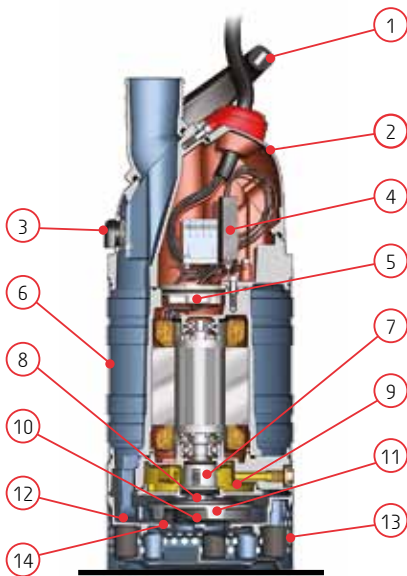
- Building and construction
- Mining
- Tunnelling
- Quarries
- Industries
- Power plants
- Dry dock/off shore
- Steel mills
- Underground utilities
- Rental
- Flood relief
- Local and national government
- Agriculture



This is what makes our pumps unique

ELECTRIC DRAINAGE PUMPS

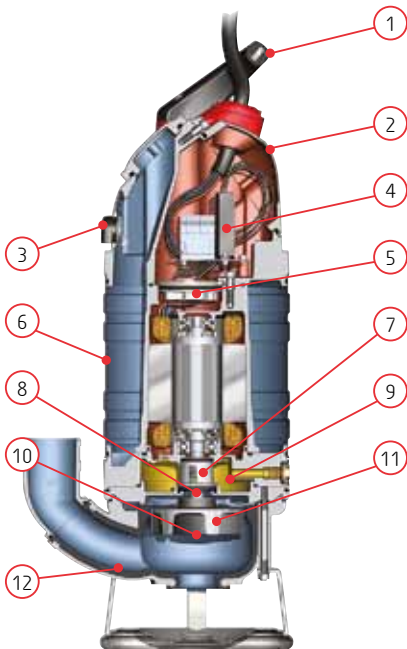
MINEX – MINETTE – MINOR – MAJOR – MASTER – MATADOR



1. **Ergonomic handle with a rubber grip on a metal frame**
Larger pumps can be placed upside down during service
New! Lifting eyelet for hooks (Minor – Major, Senior – Sandy)
2. **Inspection cover for easy access to junction box**
New! Larger opening simplifies maintenance
New! Simplified disassembly/assembly of the pump and reduced risk of leakage due to integrated intermediate-piece
3. **Air valve cools the pump when water is pumped**
New! Improved cooling performance thanks to better flowing air valves
4. **SMART motor protection protects the pump against electrical problems and built-in contactor eliminates need for external starting equipment (Minex – Matador and Salvador – Sandy)**
Temperature switch cuts the power if the temperature gets too high
Phase guard protects the pump by cutting the power if a phase fails
Grindex Rotasense guard ensures the impeller turns in the right direction
5. **Enhanced terminal board with sealing function**
New! Quick-release terminal plate unit simplifies maintenance and acts as an effective seal between the junction box and the stator
6. **Durable outer jacket made from corrugated stainless steel**
Provides high resistance against harsh conditions and rough handling
7. **Cartridge seal for easier servicing**
Pre-assembled in a single unit - faster and easier to service
New! Newly constructed seal design with rugged metal housing for improved heat transfer and improved sealing function for longer life

ELECTRIC SUBMERSIBLE SLUDGE PUMP

SALVADOR – SENIOR – SANDY



8. **Built-in particle repeller**
The particle repeller carries particles away from the seal, thereby reducing wear and increasing the life of the seal
9. **Simplified oil inspection and service, thanks to external oil plugs**
New! Larger oil capacity improves cooling and increases seal life (Minex, Minette, Salvador, Matador)
10. **Single adjustment screw for easy adjustment of the impeller and better performance**
New! New construction that minimizes the risk of improper adjustment (Minex, Minette)
11. **Hard-Iron™ impeller**
New! New design of the open impeller - increases durability and performance (Minex – Minette)
12. **Hard wearing coating of polyurethane on sludge pumps**
Better durability in some of the most demanding applications
New! Minor – Matador pumps are available with Polyurethane coated options
13. **Durable strainer in stainless steel with ergonomic grip**
Easy to clean and keeps the inlet free of debris
New! Deeper edge provides more stability and better grip for lifting
14. **Wear Protection system for drainage pumps**
Wear protection increases the life of hydraulic parts by transporting particles away from the adjustment gap

Technical data

Drainage pumps

Sludge pumps

Material	Mini	Minex	Minette	Minor	Major	Master	Matador	Maxi	Magnum	Mega	Solid	Salvador	Senior	Sandy
Upper mechanical seal														
Carbon - Aluminium oxide	•										•			
Tungsten carbide - Aluminium oxide		•	•	•	•	•						•	•	•
Tungsten carbide - Tungsten carbide							•	•	•	•				
Lower mechanical seal														
Silicon carbide - Silicon carbide	•	•	•	•	•	•	•				•	•	•	•
Tungsten carbide - Tungsten carbide								•	•	•				
Outer casing														
Aluminium	•										•			
Cast iron										•				
Stainless steel		•	•	•	•	•	•	•	•			•	•	•
Stator housing														
Aluminium	•	•	•	•	•	•	•	•	•		•	•	•	•
Cast iron										•				
Motor shaft														
Stainless steel	•	•	•	•	•	•	•	•	•	•	•	•	•	•
Impeller														
Hard-Iron™		•	•	•	•	•	•	•	•	•		•	•	•
Polyurethane	•										•			
Suction cover														
Hard-Iron™			3~	•	•	•	•							
Lower diffuser														
Nitrile rubber		•	1~				•	◦		•				
Polyurethane	•							•	•	◦				
Diffuser ring														
Nitrile rubber		•	•	•	•	•	•	◦		•				
Polyurethane								•	•	◦				
Pump housing														
Aluminium with polyurethane lining												•	•	•
Polyurethane											•			
Screws and nuts														
Stainless steel	•	•	•	•	•	•	•	•	•	•	•	•	•	•
O-rings														
Nitrile rubber	•	•	•	•	•	•	•	•	•	•	•	•	•	•
Other castings														
Aluminium	•	•	•	•	•	•	•	•	•		•	•	•	•
Cast iron										•				
Accessories														
Zinc anodes	x	◦	◦	◦	◦	◦	◦	◦	◦	◦	x	◦	◦	◦
Float switch	◦	◦	◦	◦	◦	◻	◻	◻	◻	◻	◦	◦	◦	◦
Low suction collar	◦	◦	◦	◦	◦	x	x	x	x	x	x	x	x	x
Tandem connection	x	x	x	◦	◦	◦	◦	◦	◦	x	x	x	x	x
Pump raft	◦	◦	◦	◦	◦	◦	◦	◦	◦	◦	◦	◦	◦	◦
Limitations														
Max. submersible depth	20 m									75 m	20 m			
pH of the liquid	5-8									6-13	5-8			
Max. liquid temperature	40°C													
Max. liquid density	1100 kg/m3													

• Standard

x Not available

◦ On request

◻ Together with external starter

Specifications can be changed without notice

The Grindex team

For some 50 years, Grindex has specialised in designing and manufacturing electrical submersible pumps for professionals. Durable and dependable, they are used in the most demanding and specialised applications worldwide. We have delivered over 375 000 pumps in more than 100 countries.

We offer pumps for almost any application. Our range includes drainage pumps, sludge pumps, slurry pumps and stainless steel pumps.

When you are running a Grindex pump, you can rest assured that a dedicated team is watching your back. Our experts are always there to see to your every need.

Through our global network of sales and service centres, we provide the best level of support possible – day and night, seven days a week. It's all part of the service.

For more information, please visit www.grindex.com



Grindex AB | Box 7025 | 174 07 Sundbyberg | Sweden | Tel +46 8 606 66 00 | Fax +468 745 53 28 | marketing@grindex.com