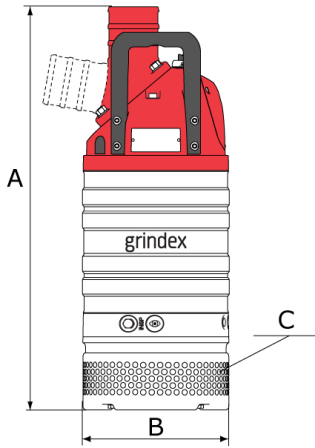


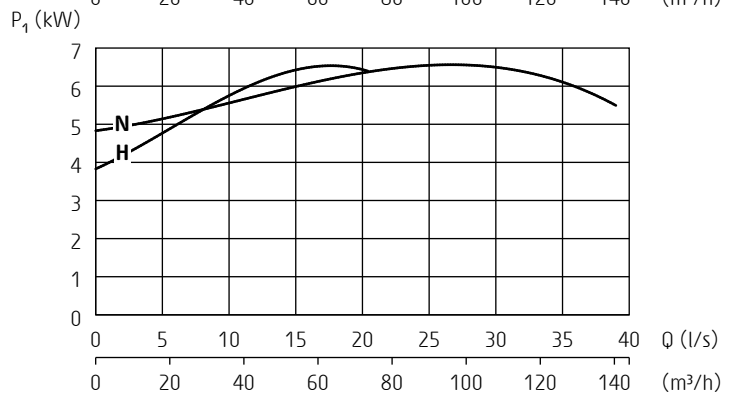
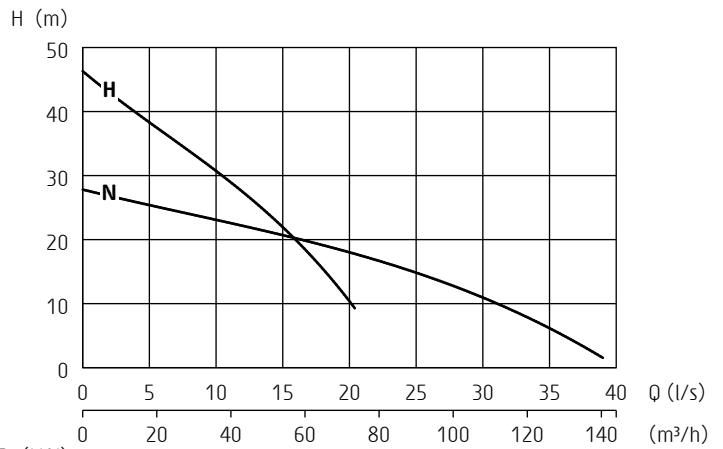
## Major

Electrical submersible drainage pump



50 Hz	N	H
Discharge connection	4"	3"
Rated power $P_2$ [kW]	5,6	5,6
Max. power consumption $P_1$ [kW]	6,7	6,7
Shaft speed [r.p.m.]	2890	2890
Rated current at 230V	19 A	19 A
Rated current at 400V	11 A	11 A
Rated current at 500V	8,7 A	8,7 A
Solids passage C	10 mm	10 mm
Dimensions A / B	793 / 286 mm	793 / 286 mm
Weight	54 kg	54 kg

Other voltages on request



### Pump types

N: normal pressure  
H: high pressure

### Classification

Electrical submersible drainage pump  
Protection class: IP 68

### Electrical motor

Squirrel cage induction motor, insulation class: H (IEC 85)

### Motor protection

Phase sequence control, phase failure guard, temperature guard with thermal contacts in the stator opening temperature 140°C (284°F) (= SMART system), air valve

### Cable - SubCab

4G2,5mm², length 20 m or 14AWG/4, length 53 ft

### Limitations

Max. submersion depth: 20 m (66 ft)  
Max. liquid temperature: 40 °C (104 °F)  
Allowed pH range: 5 - 8  
Maximum liquid density: 1100 kg/m³ (68 lbs/ft³)

### Shaft seals

Cartridge seal: pre-assembled double mechanical seal running in an oil compartment

Material lower seal: *tungsten carbide - tungsten carbide*  
Material upper seal: *tungsten carbide - tungsten carbide*

### Bearings

Ball bearings with C3 clearance

### Discharge connection

3-4" hose, ISO-G or NPT

### Materials

Casted parts: *Aluminium*  
Outer casing: *Stainless steel*  
Motor shaft: *Stainless steel*  
Impeller and suction cover: *Hard-Iron™*  
Diffusers: *Nitrile rubber*  
Screws and nuts: *Stainless steel*  
O-rings: *Nitrile rubber*

### Accessories

Level regulator (max 400 V)  
Zinc anodes  
Low suction collar  
Tandem connection

Pump raft

ISO 9906/A

Specifications can be changed without notice