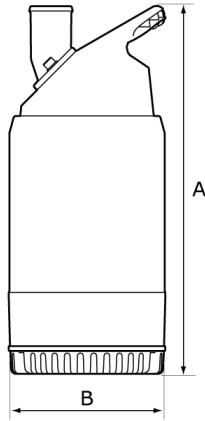




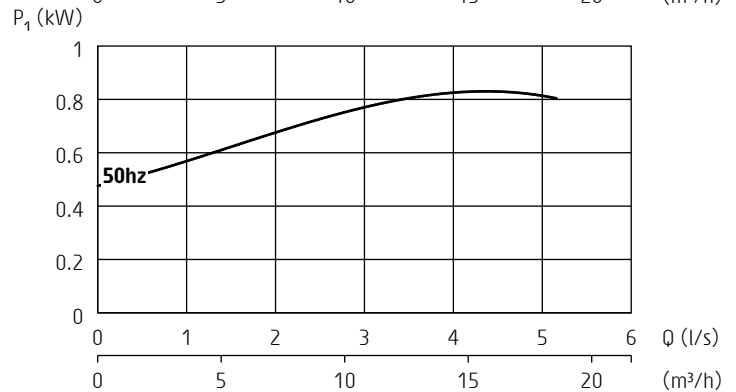
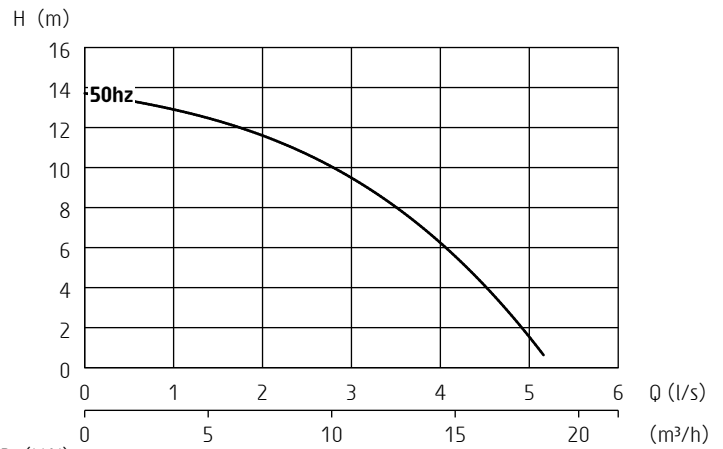
Macro

Electrical submersible drainage pump



50 Hz	Macro
Discharge connection	2"
Rated power P_2 [W]	750
Max. power consumption P_1 [W]	970
Shaft speed [r.p.m.]	2800
Rated current at 115V	8,7 A
Rated current at 230V	4,2 A
Solids passage	11 x 5 mm
Dimensions A / B	430 / 185 mm
Weight	12,5 kg

Other voltages on request



ISO 9906/A

Pump types

Single phase

Classification

Electrical submersible drainage pump

Protection class: IP 68

Electrical motor

1-phase: Squirrel cage induction motor with run capacitor

Insulation class: F (IEC 85)

Motor protection

1-phase: Temperature guard with a thermal contact in stator opening temperature 135 °C (275 °F)

Cable - SubCab

1-phase: 3G1mm², 10 m (33 ft) / 16AWG/3, 50 ft

Limitations

Max. submersion depth: 5 m (16 ft)

Max. liquid temperature: 35 °C (95 °F)

Allowed pH range: 3 - 9

Maximum liquid density: 1100 kg/m³ (68 lbs/ft³)

Shaft seals

Double mechanical seals running in an oil compartment

Material lower seal: *silicon carbide - silicon carbide*

Material upper seal: *carbon - aluminum oxide*

Bearings

Ball bearings with C3 clearance

Discharge connection

2" hose, BSP or NPSM

Materials

Pump top: *Stainless steel / reinforced polymer*

Outer casing: *Stainless steel*

Stator housing: *Stainless steel*

Motor shaft: *Stainless steel*

Impeller: *Polyurethane*

Diffuser: *Polyurethane*

Screws and nuts: *Stainless steel*

Accessories

Float switch (max 400 V)

Low suction collar

Specifications can be changed without notice